

❄ ❄ ❄ **Special # 1** ❄ ❄ ❄

THE MYSTERY ON THE ICE

**created by
GERTRUDE CHANDLER WARNER**

Illustrated by Charles Tang

ALBERT WHITMAN & Company
Morton Grove, Illinois

Cold Weather Crossword Puzzle




The Boxcar Children love winter. They're never at a loss for cold weather fun! This crossword puzzle is filled with winter words. Use the clues to fill in the boxes.

Across


2. Another word for sliding down a hill on a vehicle with runners.
3. You wear one of these over your clothes to keep warm.
4. When one of these freezes over, you can skate on it.
5. Shoes with blades for use on the ice.
8. A game played on the ice with sticks and a puck.
9. You wear these to keep your feet warm and dry.

Down

1. Gloves without fingers but with a separate place for your thumb.
2. No two of these eight-sided winter crystals are exactly alike.
6. These are served in a bird feeder.
7. Hot chocolate is sometimes called this.
9. Most of these fly south for the winter.



Cold Weather Crossword Puzzle



❄ ❄ ❄ **Special # 1** ❄ ❄ ❄

THE MYSTERY ON THE ICE

**created by
GERTRUDE CHANDLER WARNER**

Illustrated by Charles Tang


ALBERT WHITMAN & Company
Morton Grove, Illinois

Solve a Mystery!

Like most detectives, the Boxcar Children sometimes send each other secret messages. Here's how they make disappearing ink.

You will need:

lemon juice
a lollipop stick
notebook paper



Here's what you do:

Dip the stick in lemon juice. The stick is your pen; the juice is your ink. Write your message on the paper. When the lemon juice is completely dry, it will become invisible. Now fold up the paper and pass it along. When you send your message to a friend, be sure to whisper to him or her to hold the message near a warm light bulb. (Tell your pal to be sure not to put the paper directly on the light bulb, however.) The heat from the light bulb will turn the lemon juice ink brown, and your message will appear.

But be warned — once a disappearing ink message appears, it can never disappear again.

❄ ❄ ❄ **Special # 1** ❄ ❄ ❄

THE MYSTERY ON THE ICE

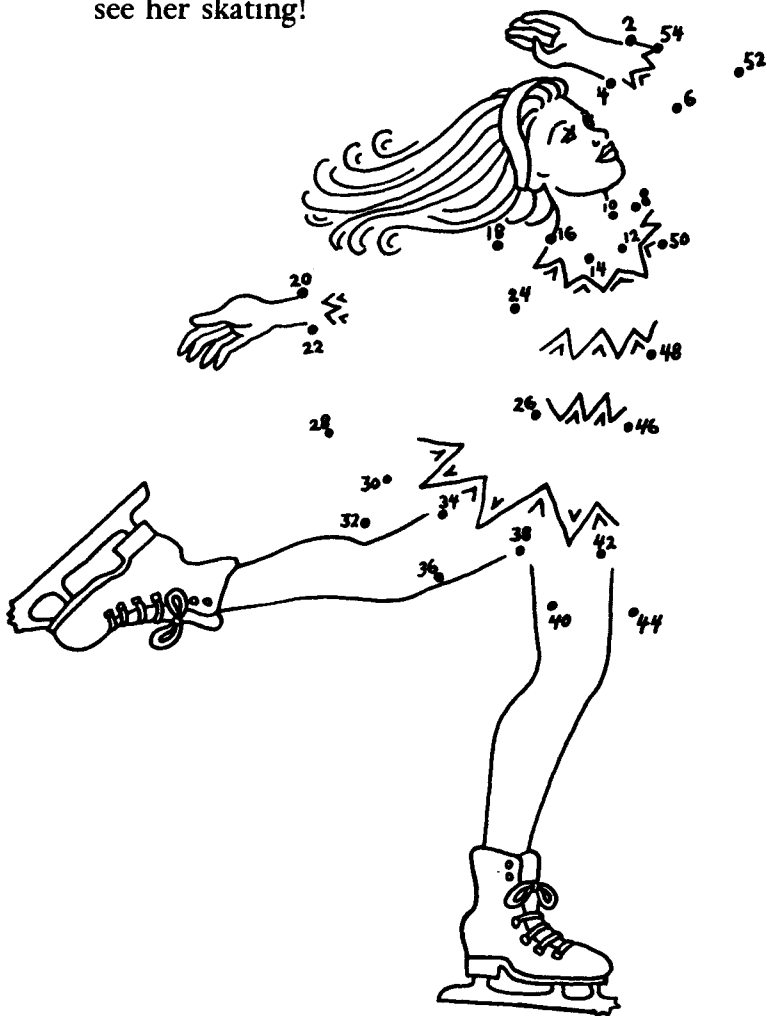
**created by
GERTRUDE CHANDLER WARNER**

Illustrated by Charles Tang


ALBERT WHITMAN & Company
Morton Grove, Illinois

Two by Two!

Jessie might want to become a professional skater someday. Count by twos to connect the dots and see her skating!



Two by Two!



❄ ❄ ❄ **Special # 1** ❄ ❄ ❄

THE MYSTERY ON THE ICE



**created by
GERTRUDE CHANDLER WARNER**

Illustrated by Charles Tang


ALBERT WHITMAN & Company
Morton Grove, Illinois

What a Change!

It's been snowing all night! Lots of things have changed in the Boxcar Children's front yard. These two pictures are not exactly alike. Circle the things that are different.



What a Change!



*** **Special #2** ***

THE MYSTERY IN WASHINGTON, DC

**created by
GERTRUDE CHANDLER WARNER**

Illustrated by Charles Tang

ALBERT WHITMAN & Company
Morton Grove, Illinois

What Did You Say?

When great detectives (like the Boxcar Children) are working on a case, they sometimes have to give each other secret information. What better way to keep a secret secret than by using this special language?

Here's what you do:

Divide any word into syllables.

Example

Box • car

Say the first syllable without the first consonant.

ox

Attach the consonant to the end of the first syllable, and add the sound *eeda*.

ox • beeda

Now do the same thing with the second syllable.

ar • ceeda

So the word “boxcar” would be *oxbeeda-arceeda*.

If the syllable begins with a vowel, just add *eeda* to the end of the syllable. If the word is a one-letter word, just add *eeda* to the end of the word.

Now, you try and figure out what this secret message says:


Ooheeda-ayreedal Ouyeeda igfeeda-uredeeda iteeda outeeda!

THE MYSTERY IN THE OLD ATTIC

It's a Mystery!


It's wintertime! The snow is falling really hard, and the temperature is way below freezing. All you really want is a cup of hot cocoa, a yummy muffin, and a few good laughs.

If you're looking for something to do while you're stuck in the house, follow the maze below. After you find the right path, write down each of the letters as you come to them.



Answers

It's a Mystery:



THE MYSTERY IN THE OLD ATTIC

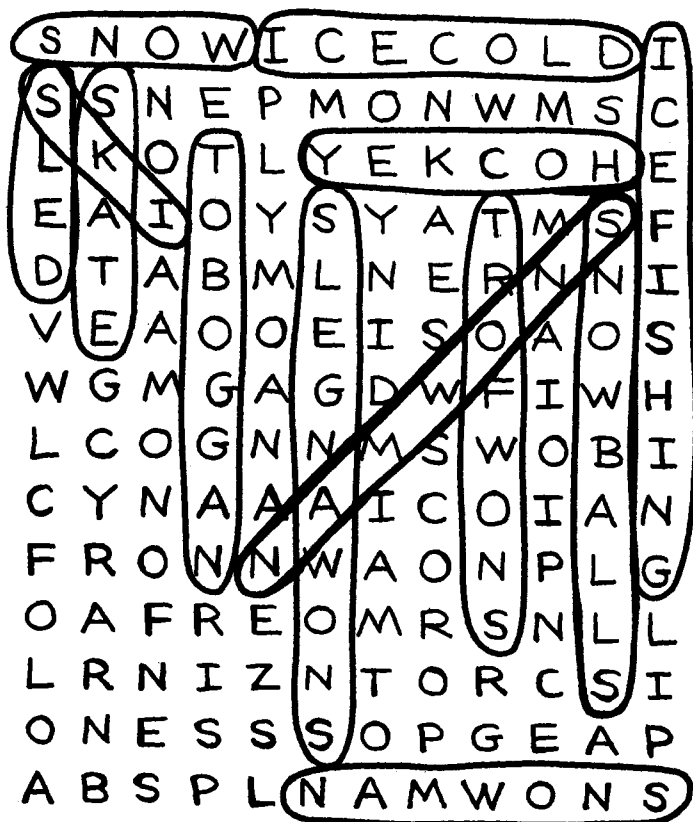
Outdoor Fun!

Hooray! The snow has stopped. Now the Aldens can go outside and play! But they don't know which cold-weather sport to try first. There are so many to choose from.

There are plenty of cold-weather sports hidden in this word search. The words go up, down, sideways, backwards, and diagonally. Look for: SKI, SLED, SKATE, SNOW ANGELS, SNOW, SNOWBALLS, SNOW FORT, SNOWMAN, HOCKEY, ICE COLD, ICE FISHING, TOBOGGAN.

S	N	O	W	I	C	E	C	O	L	D	I
S	S	N	E	P	M	O	N	W	M	S	C
L	K	O	T	L	Y	E	K	C	O	H	E
E	A	I	O	Y	S	Y	A	T	M	S	F
D	T	A	B	M	L	N	E	R	N	N	I
V	E	A	O	O	E	I	S	O	A	O	S
W	G	M	G	A	G	D	W	F	I	W	H
L	C	O	G	N	N	M	S	W	O	B	I
C	Y	N	A	A	A	I	C	O	I	A	N
F	R	O	N	N	W	A	O	N	P	L	G
O	A	F	R	E	O	M	R	S	N	L	L
L	R	N	I	Z	N	T	O	R	C	S	I
O	N	E	S	S	S	O	P	G	E	A	P
A	B	S	P	L	N	A	M	W	O	N	S

Outdoor Fun:




**THE HONEYBEE
MYSTERY**
created by
GERTRUDE CHANDLER WARNER

Illustrated by Hodges Soileau


ALBERT WHITMAN & Company
Chicago, Illinois


A Sweet Memory

When you're a detective like the Aldens, you have to be very observant and have a good memory. Now it's your turn to act like a detective. Study the farm scene below. Try to remember everything you can. Then turn the page. . . .



Now look carefully at this picture. On the lines to the right, write down all the things that are different from the last picture.





**THE HONEYBEE
MYSTERY**
created by
GERTRUDE CHANDLER WARNER


Illustrated by Hodges Soileau

ALBERT WHITMAN & Company
Chicago, Illinois

Better BEE Quick!


The Aldens have spotted their suspect. Help them chase him down before he gets away!

START



SUSPECT CAUGHT!

Better BEE QUICK!



**THE HONEYBEE
MYSTERY**
created by
GERTRUDE CHANDLER WARNER

Illustrated by Hodges Soileau

ALBERT WHITMAN & Company
Chicago, Illinois

Where Can They Bee?

Henry, Jessie, Violet, and Benny spent a lot of time in the field of wildflowers searching for clues. Now you can search for something, too — bees! There are fifteen bees hidden in this picture. Circle the ones you find.





Where can they BEE?



**THE MYSTERY OF THE
SCREECH OWL**
created by
GERTRUDE CHANDLER WARNER

Illustrated by Hodges Soileau

ALBERT WHITMAN & Company
Chicago, Illinois

A Perfect Hideaway




In a clearing in the woods, the Aldens come upon the most amazing tree house they've ever seen. Built in the branches of a giant black maple tree, the tree house has three separate levels! Color the picture on the opposite page any way you like. Try to remember all that you see. Then turn the page to test your memory.



Do You Remember?

Test your memory by answering the following questions.


1. How many birds are on the roof of the third level of the tree house? _____
2. True or False: There is a deer on the left side of the clearing. _____
3. How many windows are there in total? _____
4. Which of the following is the same as the lever shown on the tree house?



5. On which side of the clearing can the squirrel be found? _____

Do You Remember?

1. Zero
2. False
3. Eight
- 4.



5. The left side


**THE MYSTERY OF THE
SCREECH OWL**
created by
GERTRUDE CHANDLER WARNER

Illustrated by Hodges Soileau


ALBERT WHITMAN & Company
Chicago, Illinois

An A-maze-ing Tree House

The Aldens are walking through the woods near their cabin. Henry has a feeling that something important lies deep in the forest. Can you help them all find their way to the mysterious tree house?



An A-maze-ing Tree House



**THE CANDY
FACTORY MYSTERY**
created by
GERTRUDE CHANDLER WARNER


Illustrated by Hodges Soileau

ALBERT WHITMAN & Company
Morton Grove, Illinois

A-Mazing Fudge

The Aldens are making a big batch of fudge. They've put all the ingredients in the giant kitchen mixer and left it running while they check out the rest of the factory. Oops! Suddenly, Violet realizes that they've left out the vanilla! Help the children get back to the kitchen to add the vanilla before it's too late!

WINKLES CANDY




**THE CANDY
FACTORY MYSTERY**
created by
GERTRUDE CHANDLER WARNER

Illustrated by Hodges Soileau

ALBERT WHITMAN & Company
Morton Grove, Illinois

Sweet Talk

It's a rainy Saturday afternoon and the Aldens are inside playing. They're bored with checkers and chess, so Henry comes up with a new game. First, he dumps the candy hearts on the table. Then, he challenges his siblings to make as many sentences as possible with the words. Using the word list below, how many can you come up with?



Sweet Talk

Possible sentences include:

I see my dear dog.

You can catch my small dog.

I like to run.

You see candy?

You like my desk?

My desk is small.

THE GREAT SHARK MYSTERY

created by
GERTRUDE CHANDLER WARNER

Illustrated by Hodges Soileau

ALBERT WHITMAN & Company
Morton Grove, Illinois


Benny's Joke

Benny always likes to come up with jokes about the mysteries the Aldens solve. Using the code below, can you find the punch line to his shark joke?

Did you hear about the boy who was bitten by a shark on his left side?

He's 1 12 12 18 9 7 8 20 now!

Code: alphabet code; a = 1, b = 2 . . . z = 26



Benny's Joke

He's *all right* now!